



# BLADE MASTER



THE CHOICE  
OF PROFESSIONALS

[WWW.BLADEMASTER.COM](http://WWW.BLADEMASTER.COM)





**THE  
BLADEMASTER  
ADVANTAGE**



# THE #1 SKATE CARE COMPANY WORLD-WIDE.

- 20+ years as the official skate sharpener for Society of Professional Hockey Equipment Managers (SPHEM)
- Official and Exclusive Supplier to 8 of the top National teams
- Blademaster is global. Our equipment can be found in over 50 countries
- Toll-free access to our Customer Service and Technical support
- We support what we sell and maintain an extensive inventory for service and repair
- 90+ years of manufacturing and design expertise
- Manufactured 100% in-house from raw material to finished product in our modern 100,000 sq ft facility
- Bilingual (English/French)



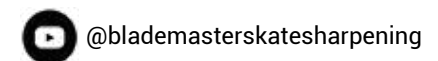
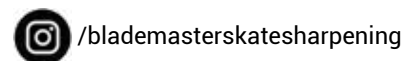
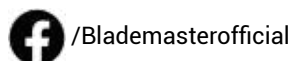
## BLADEMASTER PROUDLY SUPPORTS / IS EXCLUSIVE SUPPLIER TO:

### Canadian Head Office:

Guspro Inc.  
Chatham, Ontario, Canada  
M-F : 8am - 5pm  
1-888-648-7776  
guspro@guspro.com

### US Distributor:

New England Sports Sales,  
Woburg, Massachusetts, USA  
M-F: 8am - 5pm  
1-800-878-4648  
nesports2021@gmail.com



# BLADEMASTER NEXUS



**CONTOUR & SHARPEN  
ALL-IN-ONE!**

The first of its kind to offer  
**PRECISION LASER SCANNING,  
CONTOURING & SHARPENING** in  
**ONE** fully automated machine.

**NEXUS** stands out from the rest:

- ✓ Contour & Sharpen in one machine!
- ✓ Large Digital Touchscreen Display
- ✓ Roster/Client List Embedded
- ✓ Ultra Quiet Remote Exhaust\*
- ✓ Fully Customizable
- ✓ Specifications:

Dimensions: 42"W x 32"H x 32"Deep

Weight: 1100 lbs    Supply: 110V

**IT'S TIME. ARE YOU READY FOR IT?**

\*Sold separately



## CONTOURING & SHARPENING

Employs traditional 8" grinding wheels that guarantee superior mirror finish. Build your own contours and adjust hollows on the fly. Supports competitor's rockers, allowing you to accommodate any player preference.



## LARGE TOUCHSCREEN DISPLAY

A high resolution touchscreen allows you to access information with ease. An on-boarded roster card of patrons or players ensures quick access to valuable data.



## REMOTE EXHAUST\*

The ultra quiet remote exhaust is easy to maintain and can be located almost anywhere. Keeping your environment clean and clear for operators. The neoprene top also provides an extra work space.

\* Sold separately.

INGENUITY PERFORMANCE  
PRECISION INNOVATION  
CONVENIENCE EVOLUTION

Over five years in development, the  
**NEXUS** changes the rules of the game!



# PLA5VSV

## TRIPLE STATION SKATE SHARPENER



Dimensions: H: 54" W: 30.5 L: 665" (with dual sweep trays - 71") Weight: 1,110 lbs  
20A, 220V, single phase, 4-wire supply - 2X 110V lines  
1 common line & 1 ground line

## FULLY CUSTOMIZABLE

Simple to use as well as to maintain, the PLA5VSV Blademaster Skate Sharpener is designed for intensive professional use and promises precise and optimal sharpening every time!

Unit features 2 finishing stations & 1 direct drive cross grind station.

Custom color and decals can be applied at request for additional cost.

Contact Customer Service today to discuss your new machine!

CAN: 1-888-648-7776 US: 1-800-878-4648.



**Not in North America? No problem!**

**We also have authorized distributors around the world.**

## APEX HOOD VENTILATION SYSTEM




- Available for all 3 station machines
- Available in custom colors and logos
- Hi-intensity LED lighting
- Hi-fi Audio system included
- Retractable Lexan™ shields

## PLA5VSV STANDARD FEATURES:



### VARIABLE SPEED DIAL

Dual variable speed finishing heads ensure optimal cutting action and a perfect finish on the blade. Maintain consistent grinding action throughout the life of the wheel and optimize grinding wheel life. Use your wheels right down to the blotter, without sacrificing performance.



### LARGEST WORK SURFACE IN THE INDUSTRY

Available in granite, steel or teflon-coated.



### 5TH GENERATION EXHAUST SYSTEM

Includes a redesigned impeller dramatically improving suction - noise levels have been cut in half compared to what was already the quietest system on the market.

### BUILT TO ACCEPT THE CRM6 MARKVI CUSTOM RADIUS SYSTEM

Accepts the Mark 6 or Mark 5 Custom Radius System.

### LED LIGHT FIXTURE

Installed in the front of the hood and Lexan™ windows in the top help illuminate the sharpening operation.

### CABINET STORAGE

Includes additional shelving for storage of accessories and commonly used tools.

### STANDARD REAR ACCESS PANELS & DUAL SWEEP TRAYS

### GRIT BUCKET & CARTRIDGE FILTER DESIGN

High-capacity grit bucket and cartridge filter design virtually eliminates the possibility for installation errors and simplifies routine maintenance.

### PURCHASE INCLUDES

Also includes built-in cross grind dresser, low profile casters, scratch resistant Lexan™ shield, service filter indicator light, keyed lockout, safety glasses, Blademaster banner, sweep tray & vacuum hose.

INGENUITY PERFORMANCE  
PRECISION INNOVATION  
CONVENIENCE EVOLUTION

**THE CHOICE OF PROFESSIONALS!**

# LEGEND



Dimensions: H: 53" W: 27.5" L: 40.5" (with sweep tray - 46.5")  
Weight: 1,110 lbs  
20A, 220V, single phase, 4-wire supply - 2X 110V lines  
1 common line & 1 ground line

## BRLEG1FSF

It's legendary! A 3 station machine with 2 finishing stations & 1 direct drive cross grind station designed for intensive professional use and promises precise and optimal sharpening every time!

The Legend has a smaller footprint than our angled machines, making it ideal for busy locations where floor space is at a premium.

Front feed system with integrated dual mounted radius arms with hardened steel pivot points for precise, long lasting wheel dressing.

Built to accept our Blademaster CRM5 / CRM6 contouring systems.

Use with Blademaster precision diamonds to guarantee the correct radius every time.

Features an Industrial Grade Exhaust system.

Custom color and decals can be applied at request for additional cost.





# INFINITY

## BRINFFS

The Blademaster INFINITY is a 2 station machine with 1 finishing station & 1 direct drive cross-grind station.

20% smaller foot print than the LEGEND (BRLEG1FSF) machine, making it an excellent choice where space is a premium.

The INFINITY features a front feed system with an integrated dual mounted radius arm with hardened steel pivot points for precise, long lasting wheel dressing. There are no single arm cams or bearings to wear or loosen.

The direct-drive cross-grind station is designed for contouring with the CRM6 system.

Built to accept new generation Mark6 Custom Radius System.

Includes low profile casters, scratch resistant Lexan™ shield, 1 pair safety glasses, Blademaster banner, service filter indicator light, sweep tray & vacuum hose.

Note: For all tabletop sharpening machines, 3" detail station heads may be substituted for any of the standard 8" finishing heads.



Dimensions: H: 52" W: 27.5" L: 40.5" (with sweep tray - 46.5")

Weight: 720 lbs

20A, 220V, single phase, 4-wire supply  
(2 X 110V lines, 1 common line & 1 ground line)

INGENUITY PERFORMANCE  
PRECISION INNOVATION  
CONVENIENCE EVOLUTION

**WE SELL CERTIFIED USED EQUIPMENT AND CAN  
ACCEPT TRADE-INS TOWARDS PURCHASE OF NEW.**

# CONTOURING MACHINE



## GENX

The Blademaster GENX - Our 1st Generation Manual Contouring Machine. It is operator friendly & easy to use - simply load & unload blades using our QC100 quick clamp. With its small footprint, it is an excellent choice for all shops & locations.

### Features:

- Built in 3/4 HP exhaust system
- Safety guards to protect the operator
- Lighted hood for improved vision
- Compatible with your current CRM6 bars
- Power supply - 110V, 1ph, 60Hz, 30A
- Dimensions - D: 30" x W: 38" x H: 50"
- Weight - 450 lbs

### MACHINE COMES COMPLETE WITH:

- Setup gauge for determining blade center for mounting into skate holder
- 2 x QC100 quick clamp (allowing you to have one set in the machine and another ready to go)
- 10 comparative gauges to verify your contour is true
- 10 common bars (PRO PACK) consisting of 10, 11, 12, 13 and 30 ft as well as CAG one 35-65 / Elite SCS2LG / ME 981 / Pro Sharp Win1 and Quad2

\* Custom bars available per request \*



# CUSTOM RADIUS CONTOURING SYSTEM

## MARKVI CUSTOM CONTOURS

If hockey was only a game of speed, a very long single contour would enhance speed. But then it would be called speed skating.

If hockey was only a game of turns and pivots, a very short single contour would enhance agility. But then it would be called figure skating.

Hockey requires the best of both - and **Blademaster's Custom Radius Mark 6 System** can achieve this!

Contouring the skate blade enables the player to better realize their full skating potential.

Talk to your local Blademaster Custom Radius specialist for more information on the revolutionary new **Mark 6 System**, or visit [www.blademaster.com](http://www.blademaster.com).

## WHAT IF YOU COULD ....

Cover an extra 2 feet when crossing the neutral zone?\*

Take corners at least 5% faster?\*

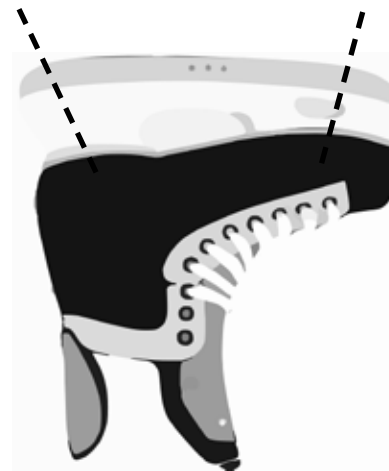
Shave 0.3 seconds off your time in a 110m performance test?\*

\*Average results for players after having their skates contoured.



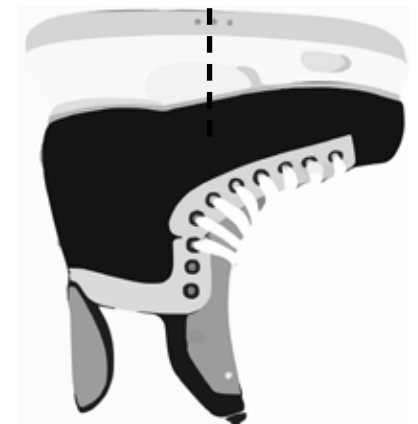
### COMBO-FLAT BARS

Rear Radius 10 ft      Working Radius 2" Flat      Front Radius 9 ft



### COMBO BARS

Rear Radius 10 ft      Working Radius      Front Radius 9 ft



INGENUITY PERFORMANCE  
PRECISION INNOVATION  
CONVENIENCE EVOLUTION

CHECK OUT OUR YOUTUBE CHANNEL  
[@BLADEMASTERSKATESHARPENING](https://www.youtube.com/@blademasterskatesharpener) FOR TIPS & TRICKS

# CONTOURING KIT

## CRM6LITE



The CRM6LITE lets you profile skates in ~ 2 minutes when combined with our GENX profiler!

Kit Includes:

- 3 profile bars and their matching contour gauge of your choosing
- Boot Stickers
- Skate holder with contour attachment & base
- Blade contouring measurement gauge

### COMPETITOR CROSS REFERENCE

BLADEMASTER PART #	PROFILE	INCL. IN PRO KIT				
<b>SINGLE</b>						
CBC0010	10FT	X				
CBC0011	11FT	X				
CBC0012	12FT	X				
CBC0013	13FT	X				
CBC0030	30FT	X				
<b>COMBO</b>						
CBC095105	9.5FT-10.5FT	X	PROSHARP	WIN1		
CBCSPRED	981 LARKIN (9.5FT-10.25FT)	X	MAX EDGE	981 "LARKIN"		
<b>COMBO W/FLAT</b>						
CBCSP3565	65 MM FLAT - 35 MM AHEAD OF CENTER	X	CAG ONE	35-65		
<b>TRIPLE</b>						
CBC07101316	7FT-10FT-13FT-16FT	X	PROSHARP	QUAD 2	HOLDER	SIZE
					263-296	11-12
<b>OTHER</b>						
CBCSP2LG	2LG	X	ELITE	SCS2LG		



## BRCEX1


The BRCEX1 Combination Finishing & Cross Grind Station is perfect for smaller operations that still want to offer complete skate sharpening services, including contouring.

It has a convenient front feed system, built-in exhaust system and comes complete with:

- an 8VBP premium 8" grinding wheel
- diamond dresser
- tommy bar
- wheel wrench
- safety glasses
- sweep tray, vacuum hose and low profile casters
- support for optional CRM6 Custom Radius Contouring System
- Teflon coated table-top.



Head pivots between cross-grind & finishing positions.



**BRC500 Hood**  
Sold Separately

# COMBO



Dimensions: H: 51.25" W: 25.5" L: 30.5" (with sweep tray)

INGENUITY PERFORMANCE  
PRECISION INNOVATION  
CONVENIENCE EVOLUTION

**WE SELL CERTIFIED USED EQUIPMENT AND CAN  
ACCEPT TRADE-INS TOWARDS PURCHASE OF NEW.**

# REMOTE EXHAUST



Floor Dimensions: H: 79", W: 47", L: 41"


## RE1

The RE1 Remote Exhaust offers a significant reduction in the noise level at the sharpening station compared to a conventional self-contained machine exhaust.

The RE1 is situated in a remote location - away from the sharpening machine and repair / service center. Heavy grit and dirty filters are kept away from the machine's operator(s).

The system is virtually maintenance free. Empty the heavy grit far less often (monthly) and rarely clean / change the filter (annually) depending on usage.

It's robust design will work with 2 triple-head machines or any combination of six (6) Blademaster heads (cross grind and / or finishing).



**11502** Replacement filter bag for RE1. Package of 1 (Requires 2).



## RE4

# PORTABLE EXHAUST

Designed with Equipment Staff in mind, our newly redesigned RE4 PORTABLE EXHAUST boasts a new modular design and a robust Platinum exhaust assembly - keeping you and your team healthy while you give your players THE edge.

### Features:

- 350 CFM, self-sealing blower system - common to PLA5 machines - featuring a high efficiency fire retardant filter (99.8% efficiency @ 0.5 micron)
- New modular design - a magnetic and reversible scoop design rotates around to accommodate JAN-AL portable cases
- Extended grit opening to the rear of the table for ease of maintenance
- Rubber mat rotates to properly cover and seal tabletop opening
- Fully hinge & collapsible larger working surface to right side of the table
- Durable rubber work surface - 34-1/2" from floor
- Clean/dirty filter indicator lights, cleaning timer and switches located on both sides of the machine
- Bendable work light
- Power supply requirements: 115V/60Hz/1PH/8A
- Includes 8 ft cord and plug
- Heavy duty locking casters



Overall dimensions:  
W: 52", D: 29", H: 51"  
Weight: 460 lbs

INGENUITY PERFORMANCE  
PRECISION INNOVATION  
CONVENIENCE EVOLUTION

**DID YOU KNOW? THE RE4 MACHINES ARE  
LOCATED IN ALL 32 NHL VISITOR ROOMS.**

# SKATE & GLOVE DRYERS

## SC7600

The Blademaster Portable Series Skate & Glove Dryer dries up to 6 pairs of skates or gloves.

The unit has been redesigned for more heat and higher blower output than previous models. It features adjustable stainless steel arms & hangers.

Comes in its own durable travel case with pullout handle and travel wheels.

H-30½", W-19", L-15¾". Weight 68 lbs.



## SC8500

The Blademaster Professional Series Skate & Glove Dryer dries up to 12 pairs of skates or gloves in approximately 5 minutes!

The unit features adjustable stainless steel arms & hangers. Has heavy duty casters for easy movement & a high temp safety switch.





# FORM DRESSING & DIAMOND ROLLS



Special rolls available upon request.



DOWNLOAD OUR FORM  
DRESSING REFERENCE CHART.




## THE BLADEMASTER ADVANTAGE

Precision CNC machined and plated with natural diamonds so that the shape of the roll never changes. You get a consistent dress every time.

Largest diameter dressing roll on the market. A larger diameter takes longer to reach the speed of the grinding wheel and prevents stone crushing.

A larger roll means more diamonds which gives you more dresses per roll. This equates to longer roll life and reduced dressing cost.



### MPFD300

Blademaster's precision form dressing system is designed for use with any skate sharpening machine. It is independent of the finishing head, which gives a consistent dressing height from wheel to wheel and machine to machine. This feature greatly reduces the need for holder height adjustment.

INGENUITY PERFORMANCE  
PRECISION INNOVATION  
CONVENIENCE EVOLUTION

**BLADEMASTER'S BFD SYSTEM OPTIMIZES THE  
TRADE-OFF BETWEEN BITE AND GLIDE.**

# NEW TO SKATE SHARPENING?

**Have no fear! We've got you covered!  
Even the pros started somewhere .....**

The following pages will guide you as you look for the products best suited to your at-home needs.

## The Blademaster™ Method

### 1 STEEL

Skate blade performance is all about preference, and everything from skating style, size and weight, pitch and style of play all affect the choices you make.

### 2 SHARPENING MACHINE

An industry leader, Blademaster ensures their machines produce the best finishes on the market.

### 3 SKATE HOLDER

Blademaster Skate Holders lock your skates in the perfect position to sharpen. Various sizes available to fit your needs.

### 4 GUSTO GLIDE / HONING STONE

Smooth those edges for a beautiful, polished surface without burrs, ensuring optimal performance.

### 5 GAUGE

Blademaster Gauges measure accurately - giving your players confidence on the ice.

**WITH A PRO SHOP?  
TIPS & TRICKS CAN BE FOUND HERE:**



## IMPORTANT!

### KEYWORDS

- CONTOUR** - the shape over the length of a skate blade
- PITCH** - the angle in which the blades lean toward the ice
- HOLLOW** - the curve that's carved into the bottom of the blade

### CHECK OUT OUR EDUCATION SERIES ON YOUTUBE!

Head over to our YouTube channel:

[www.youtube.com/@blademasterskatesharpener](http://www.youtube.com/@blademasterskatesharpener)

Make sure to maintain your equipment to get the best performance out of it long term!

### DOWNLOAD SKATE SHARPENING 101 PDF

Have our skate sharpening instructions at your fingertips!

Scan this QR code with your camera and it will take you right to the PDF for download!



# PORTABLE MACHINES

## BRPPRO6



The BRPPRO6 uses our new variable speed motor that features a smaller frame, allowing the operator to use more of the wheel before replacing it (saving you dollars).

This new-and-improved variable speed motor is designed for operating in temperatures down to  $-40^{\circ}\text{C}$  in comparison to the BRPPRO2 ( $-20^{\circ}\text{C}$ ).

New robust PRO6 motor - a 3/4 hp compared to its predecessor, the 2/3 hp PRO4 motor.

Includes a new feed system that pushes at the center of the rear yoke bar to eliminate crabbing.

Power supply requirements: 110V, 60Hz supply (runs approx 3.1A)

Please note: Skate holder sold separately.



SH8000 (sold separately)



SH8800 (sold separately)



### XFCP - Portable C Kit for all Blademaster Portable Skate Sharpeners

- 1 8MXRUBY finishing wheel
- 1 BR100 skate gauge
- 1 pack of 4 honing stones
- 1 bottle of Slick-it
- 1 replacement diamond
- 1 Blademaster towel
- 1 Blademaster apron, Gusto Glide and grit removal brush

INGENUITY PERFORMANCE  
PRECISION INNOVATION  
CONVENIENCE EVOLUTION

**PORTABLE MACHINES CAN ALSO BE  
CUSTOMIZED WITH TEAM COLORS & LOGOS!**



# PORTABLE MACHINES

## BRC2005

The Pro Series Combination Portable Skate Sharpener is a combination Finishing & Cross Grind Head Station. The head pivots between cross-grind & finishing positions.

It includes convenient front feed system, diamond dresser, tommy bar, safety glasses and 8" grinding wheel so you are ready to sharpen skates immediately!

It has a large magnetic teflon coated table top for easier skate sharpening and inlet ports & ducting ready to accept customer exhaust vacuum.



Built to accept the Mark 6 Custom Radius System.

Comes in its own durable travel case with pullout handle & travel wheels.


**PLEASE NOTE: DOES NOT INCLUDE SKATE HOLDER**

## BRC2005B

Pro Series Combination Portable Skate Sharpener Bench Model is the same as BRC2005, but without carrying case. **Please note:** it does not include skate holder.



**BRC2005B FINISHING POSITION**



**BRC2005B CROSS GRIND POSITION**



**SH6000**

**SPB950**



**SH2000**

**SPB850**



**SPB851**

SPB850 shown with optional carrying case (SPB851B)

## SPB950

Skate Sharpening Machine that sits on a table or bench.

Comes with SH6000 skate holder, 8VBP premium grinding wheel, radius arm, diamond & quill, tommy bar, wheel wrench and safety glasses.

## SPB850

Skate Sharpening Machine that sits on a table or bench.

Comes with SH2000 skate holder, 8VBP premium grinding wheel, radius arm, diamond & quill, tommy bar, wheel wrench and safety glasses. Everything you need to get started sharpening skates!

## SPB951 / SPB851

SPB950 / SPB850 with carrying case included.

## SPB851B

Carrying case can be purchased separately

## SPB860

Portable Exhaust attachment for SPB850 & SPB851. For use with external exhaust (sold separately).

**SPB860**



# FIGURE SKATE SHARPENER



## SPB750

The Blademaster Figure Skate Sharpener is a great option for both recreational skaters and elite figure skaters. This portable sharpener will keep your skates sharp for all competitions!

Comes with the SH6500 skate holder which is specifically designed for figure skates. The SH6500 holds side honed figure blades in the holder by clamping the blade by the stanchions, ensuring square edges. The aluminum clamp and anvil provide mar-free clamping. Features:

- Multi purpose skate holder (SH6500), pick protector, finishing wheel
- 1/2 hp motor, 3450 rpm
- Uses 8" wheels
- 120V, 60Hz, 7.5A. Also available in 220V, 50Hz, 3.8A
- H:11" x W:19" x L:17.5" - Weight - 70lbs
- Also available in a carrying case (SPB751)



**PP100**  
Pick Protector  
for figure skates  
(sold separately)



### XFCPF - Portable C Kit for all Blademaster Portable Figure Skate Sharpeners

- 1 88R grinding wheel
- 1 BR100 skate gauge
- 1 pack of 4 honing stones
- 1 bottle of Slick-it
- 1 replacement diamond
- 1 Blademaster towel
- 1 Blademaster apron, Gusto Glide and grit removal brush

### RECOMMENDED SHARPENING FIGURE SKATES

ACTIVITY	RADIUS OF HOLLOW GRIND	FLAT BOTTOM
Ladies & Mens Dance	1/4"	GX6
Childrens Dance	3/8"	GX6
Ladies & Mens Free Skating	1/2"	GX7
Childrens Free Skating	5/8"	GX7
Combination Figure / Free Skating for all skaters	3/4" - 1 1/4"	GX7 - GX8



# QUICK CLAMP

QC100

## **SIMPLE TO USE**

Just squeeze the bottom together to insert a steel blade.

## **CLAMP SYSTEM**

Spring tension alone will securely hold the blade, but thumb screw exists as well for added security.

## **DUAL PURPOSE TOOL**

Can be used for both single blade sharpening and contouring of two blades at once (stacked configuration).

## **OPERATOR PROTECTION**

The clamp features a 9ft radius that provides a safe path of travel during the deburring process.


## **PROVIDES 3RD HAND**

Simply set the clamp on its back, then with one hand squeeze the clamp to install 2 blades and use your other hand to align them in the QC100.



**THE BLADEMASTER QUICK CLAMP USES A SINGLE THUMB SCREW VERSUS MORE CUMBERSOME 2 SCREW DESIGNS.**

INGENUITY PERFORMANCE  
PRECISION INNOVATION  
CONVENIENCE EVOLUTION



**SH2000**



**SH6000**



**SH6500**



**SH6600**

## GENERAL PURPOSE

### SH2000

Entry level "Ultra Glide" skate holder can be used on most skate types. Traditional cam handles provide height adjustment.

### SH6000

Professional skate holder that originated dial-increment adjustment. Allows for precise three-dimensional adjustment.

### SH6500

Ideal for Figure Skates, the SH6500 holds side honed figure blades in the holder by clamping the blade by the stanchions, ensuring square edges. The aluminum clamp and anvil provide mar-free clamping.

### SH6600

Elite Series General Purpose Skate Holder is the same as SH6000, but with an extended-length anvil providing added support for blade-only sharpening. Also includes a modified clamp post with extra runner clearance to accommodate changing skate designs.

### SH6002 ELITE SERIES UPGRADE KIT

Complete kit to swap your existing SH6000 or SH8000 holder with the improved anvil and post from the SH6600/SH8800 Elite holders.



### SH6302 POWERFLY UPGRADE KIT

Complete kit to swap your existing SH6XXX or SH7XXX holder with the improved anvil and post from the SH6300 Powerfly holder.



# PRECISION SKATE HOLDERS

## SPECIAL PURPOSE

### SH6300 POWERFLY Ti

Forget about popping out your steel! The PF Holder has been specifically designed for those cowlings with crossbars.

### SH7000

Ideal for Goalie Skates, the SH7000 is an excellent all around holder and has a wide stirrup to accommodate skates that will not fit over a traditional clamp post.

### SH7700

Ideal for Child Skates, the SH7700 multi-purpose holder has a smaller anvil to support shorter skates that will not fit over a traditional clamp post.

### SH8000

Portable and lightweight professional skate holder, ideal for traveling teams where size and weight are a concern.

### SH8800

Same as SH8000 but with an extended-length anvil providing added support for blade-only sharpening. Also includes a modified clamp post with extra runner clearance to accommodate changing skate designs.



SH6300



SH7000



SH7700



SH8000



SH8800

INGENUITY PERFORMANCE  
PRECISION INNOVATION  
CONVENIENCE EVOLUTION

**TWO (2) INCREMENTS ON THE FRONT DIALS EQUALS 1 GRADUATION; 1 INCREMENT ON THE REAR DIAL EQUALS 1 GRADUATION FOR THE BR100/BR1000 GAUGES.**



# GAUGING ACCESSORIES

## BR1000



**BR1000**



The BR1000 is an integrated in-process squareness gauge.

The patented squareness gauge is a fast and accurate way for the operator to tell if the edges of the blade are ground square **WITHOUT** taking the skate out of the holder!

The tool is secured to the holder with a magnet and the magnetic angle is set on the blade close to the face of the squareness edge. This gives the operator a visual reading of how square the two outside edges are in relationship to the side of the blade and adjustments can be made without removing the skate from the holder.

## BR100



**BR100**

The Pro-Square is a fast and accurate way for the operator to tell if the edges of the blade are ground square.

The tool is secured to the blade with a nylon thumbscrew & the magnetic angle is set on the blade close to the face of the Pro-Square. This gives the operator a visual reading of how square the two outside edges are in relationship to the side of the blade.

**BR1001**  
Replacement  
angle for  
BR100



**BR33**  
Nylon thumb  
screw for  
BR100



## BHC2005

Engineered to ensure square edges by comparing the center line of the grinding wheel to the center of the blade. Magnetizes on top and bottom.



# HAND HONES & CLEANERS

**TSM4065:** Sports Equipment Sanitizer & Deodorizer.

**TSM4050:** Granite Glaze. Granite table top cleaner & polisher. Provides a dry, slick polished surface.

**TSM4040:** Slick-It. Tabletop cleaner & polisher. Provides a dry, slick polished surface.

**TSM4504:** Combination Grit Coarse/Fine Crystolon Stone. 4 pack.

**TSM4004:** Tear Drop Hand Hones. Fine Grit. Package of 4

**TSM4010:** Blade Polishing Compound. Long lasting compound that improves finish on last pass.

**TSM4025:** Slik Stik Blade Polishing Wax. Creates blade gleam on last pass. Package of 5.

**TSM4000:** Skate Deburring Stone.

**TSM4030:** Gusto Glide. Blade application which allows for cooler, cleaner skate sharpening on final pass plus a superior finish. Synthetic lubricant with anti-weld agents. (Includes 3 extra daubers).

**TSM4032:** One replacement Mohair Dauber: For TSM4030.

**TSM5004:** Rectangular Deburring Stone. Fine Grit. Package of 4.

**TSM4200:** Large Tear Drop Hand Hone (4.5"). Available in 4-pack as well (TSM4204).

**TSM2125:** New professional grade India deburring stone. This medium grit stone is the ideal choice for removing burrs from the edges of the skate and for quick edge repair between sharpenings.

**RUBRHONE:** Rubber hone for deburring sides and hollow of skate blade. Length is 6".

**EXFINEHONE:** Extra fine hone for deburring sides and hollow of skate blade. Length is 3".

**SC9100:** Blademaster Brush. Remove unwanted grit around your tabletop, finishing heads, cross grinder & also great to use around the shop.



# GRINDING WHEELS

**8NLP** - Unprecedented on the market, a wheel composed of blended Vitrified bond that features excellent edge retention and cool cutting.

**8AXW** - 8" Vitrified bond, features a medium grit for longer lasting edge retention. Cool cutting, protecting your steel from burning. Requires less dressing.

**8VBP** - The best edge retention in the industry. Maintains radius/shape longer than any other wheel, saving you money. Unsurpassed finish translates to a superior quality sharpening.

**8GC** - Exceptional wheel for holding form - requires fewer dresses between sharpenings. Cool cutting action.

**8AS** - High performance aerospace grade grinds cool and is optimal for edge retention.

**08RUBY** - Open structured wheel for quick and cool cutting action. Ruby abrasive with a high chromium content.

**88R** - Uniform grit and closed structure for a superior finish for recreational and figure skates and goalie skates.

**8MXRUBY** - Premium ruby abrasive with a high chromium content. Well suited to both carbon and stainless steel blades. Multi-grit.

**8MXR** - All-purpose multi-grit nitride grained wheel that is suitable for a wide variety of skate blades.



8NLP



8AXW



8VBP



8GC



8AS



08RUBY



88R



8MXRUBY



8MXR



CGD500  
Cross Grind  
Dresser



**PROFESSIONAL - 8MXCGK**  
8" Premium cupped cross grind wheel. Extra hard ruby abrasive cuts cooler and provides longer life - ideal for contouring.



**STANDARD - 8MXCGB**  
8" Standard cupped cross-grind wheel.



**STANDARD - 6MXR**  
6" cross grind wheel for use on all belt driven cross grind stations prior to 2000-series machines.



# DIAMONDS & QUILLS

## Diamond Quill

Replacement Diamond Quill. Calibrated in both Imperial and Metric measurements on each quill.

Comes complete with TSM688 diamond.



**TSM680N**

Standard  
(metric side shown)



**TSM680PRO**

(Pro & Detail  
Portables only)  
(imperial side shown)

## The Blademaster Advantage

Blademaster diamond dressers are made from the highest quality industrial diamonds on the market. All diamonds are made in North America and set to our exacting standards for concentricity and shank length. A precise radius on the grinding wheel every time and minimizes the need for holder adjustments.



**TSM687**

Standard single point diamond dresser,  
1/15 carat diamond.



**TSM688**

Premium single point diamond dresser,  
larger 1/7 carat heavy duty diamond for  
longer life.

INGENUITY PERFORMANCE  
PRECISION INNOVATION  
CONVENIENCE EVOLUTION

**A POOR FINISH AND BLADE CHATTER ARE POSSIBLE SIGNS  
THAT A DIAMOND IS DULL AND IN NEED OF REPLACEMENT.**

# RIVETING EQUIPMENT



**TSM811T**

## TSM811T

Bench Riveter: Hand operated riveter. Comes complete with sets & dies for removing steel rivets and installation of both steel and copper rivets. Includes the TSM711CRR Copper Rivet Removal Tool and 1 pair of safety glasses.

### 811BK BASE ACCESSORY KIT

Includes:

#### - Steel Rivets

- |                 |                 |
|-----------------|-----------------|
| 711916SR 9/16"  | 711216SR 12/16" |
| 711016SR 10/16" | 711316SR 13/16" |
| 711116SR 11/16" | 711516SR 15/16" |

#### - Copper Rivets

- |                  |                  |
|------------------|------------------|
| 7111250CR 1-1/4" | 711DB Drill Bit  |
|                  | 711TB Torque Bar |

### 811CK COMPLETE ACCESSORY KIT

Includes 811BK plus:

- |                                       |                                       |
|---------------------------------------|---------------------------------------|
| 71125P Plier                          | 71119 Small Buckle Installation Guide |
| 7113PA 3 Piece Adapter Set            | 71120 Large Buckle Installation Tools |
| 711404B Eyelets                       | 71121 Small Buckle Removal Tools      |
| 71194HD Large Hook Installation Point | 71122 Frame Rivet Installation Set    |
| 7112HA Hook Installation Tools        | 711HR Hinge Rivet Tool Set            |
| 71194HW Large White Hooks             | 711409W Small White Hooks             |

## TSM811B

Durable travel case for bench riveters. Fits both Blademaster TSM811T & BATTCO BAT600 riveters. Telescopic pullout handle & heavy duty travel wheels. (Riveter not included)



**TSM811B**

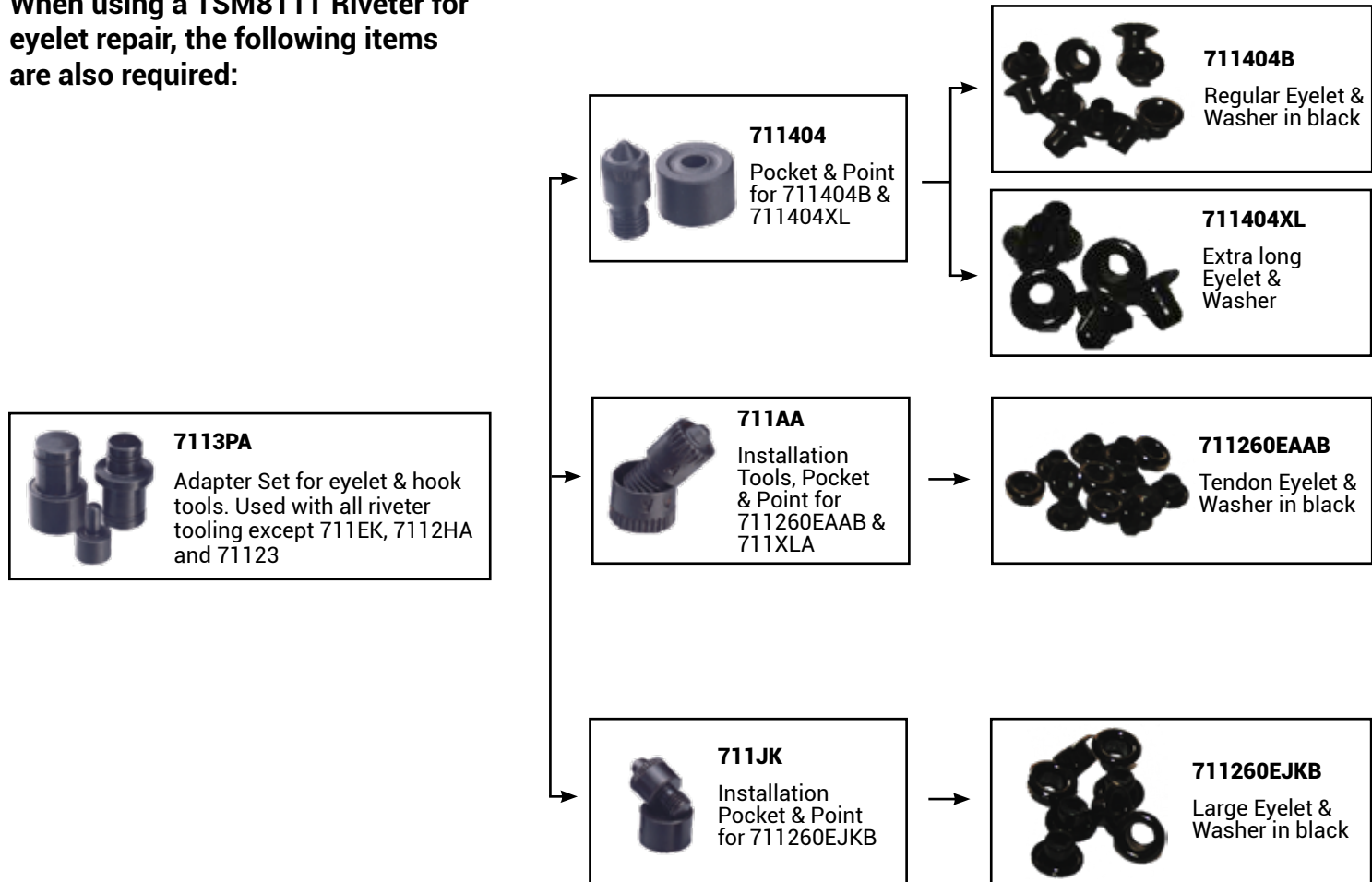


**811PR**

Power Riveter: Powered by a pneumatic pump. Comes complete with sets of pockets, point tools & drive pin for the removal or installation of steel and copper rivets. 80 PSI air supply required.

# RIVETER TOOLING & ACCESSORIES

When using a TSM811T Riveter for eyelet repair, the following items are also required:



Adapter sets not required for the following items:




**\*\*\* If looking for RIV1 riveter tooling, please contact customer service at [guspro@guspro.com](mailto:guspro@guspro.com) or call 1-888-648-7776.\*\*\***



# RIVETER TOOLING & ACCESSORIES

Please note: items are not to scale.

When installing or removing steel / copper rivets, the following tools are required:



## INLINE RIVET TOOLS FOR TSM811T & 811PR



# BATTCO TOOLING & ACCESSORIES



**BAT506**  
Large Pushout Point



**BAT507**  
Small Pushout Point

**Steel Rivet Removal**



**BAT508 Copper**  
Flat Head Tool



**BAT509 Steel**  
Clincher Tool

**Copper & Steel Rivet Installation**



**BAT905**  
Pivot Head/  
Shoulder  
Bolt  
Assembly

**BAT900 Boot Stretcher Set**  
(BAT905, 910, 950, 960, 970, 980)

**BAT908**  
Rod & Knob

**BAT903**  
Arm

**BAT906**  
Button

**BAT907**  
Washer



**BAT910**  
Reversible  
Adapter



**BAT560**  
Dome Set

**BAT561**

**BAT562**



**BAT535**  
Suspender  
Button



**BAT550**  
Hinge Rivet



**BAT551**

**BAT552**



**BAT750**  
Eyelet Knockout  
Set

**BAT7501**

**BAT7502**



**BAT530**  
Solid Rivet  
Knockout



**BAT519**  
Small Eyelet Set

**BAT5192**

**BAT5191**



**BAT517**  
Medium Eyelet Set

**BAT5171**

**BAT5172**



**BAT520**  
Large Eyelet Set

**BAT5202**

**BAT5201**



**BAT5211** **BAT5212**  
**BAT521**  
Hook Set

**BAT5213**



**BAT571**

**BAT572**



**BAT570**  
Snap Dome Set

**BAT574**

**BAT573**



**BAT27111** **BAT27112**  
**BAT2711**  
BATTCCO tooling to  
Blademaster riveter  
adapter set



**PHN106**  
Replacement  
Nut



**BAT510**  
Concave  
Support



**BAT511**  
Small Hole  
Support



**BAT512**  
Large Hole  
Support



**BAT950**  
Heel Set



**BAT960**  
Small  
Ankle Set



**BAT970**  
Bunion Set



**BAT980**  
Large Ankle  
Set



**BAT805**  
Pointed  
Push  
Rod



**BAT513**  
Push  
Rod



**BAT516**  
Straight  
Horn



**BAT515**  
Horn



**BATR520**  
Large Hole  
Support



**BATR521**  
Concave  
Support



**BATR522**  
Small Hole  
Support



**BATR523**  
Push Rod

# RIVETS & EYELETS




**711260EJKB**  
Black Large Hockey Eyelet



**711404B**  
Black Regular Hockey Eyelet



**711404XL**  
Black Regular Extra Long Hockey Eyelet



**711260EAAB**  
Black Tendon Guard Eyelet



**711XLA**  
White Regular Figure Eyelet



**711260EJKWN**  
Eyelet Washer



**202B**  
Washer



**711409W**  
Small White Hooks



**71194HW**  
Large White Hooks



**7119HB**  
Large Black Hooks



**7119HBR**  
Large Brass Hooks



**Copper Rivets**  
Box of 100. Includes steel washers.



**Steel Rivets (Tubular)**  
Box of 250.



**Steel Washers**  
Box of 100. For solid copper rivets.



**Copper Rivets**  
Box of 100. For solid copper rivets.



**711NBG (TUUK)**  
Screws & Nuts. Box of 100



**Brass Eyelets**  
See chart for sizes

## TSE TOOLING & ACCESSORIES Please note: TSE tooling is not available for BATTCO Riveters.



**TSEBM0005**  
Blademaster Eyelet Setting Tool TSEBM0005 (for Roed riveters)



**TSEBM0008**  
Blademaster Eyelet Removal Tool TSEBM0008 (for Roed riveters)



**TSEBM0000**  
Blademaster Rivet Removal Tool TSEBM0000 (for Roed riveters)  
This is the latest in copper rivet removal technology. Single action, no more chiseling or hammering of the rivet.

### BRASS EYELETS 100/PKG

PART ID	NUMBER	LENGTH (IN)	LENGTH (CM)
TSE260	#60	0.290	0.737
TSE261	#61	0.351	0.892
TSE262	#62	0.375	0.953
TSE264	#64	0.410	1.041
TSE265	#65	0.445	1.130
TSE266	#66	0.480	1.219

### EYELET WASHERS - TSE2EW - ALUMINUM EYELET WASHER (200/PKG)

\*Two TSE2EW washers are required for each eyelet - one on the top and one on the inside.



# BOOT EXPANDER TOOLS

**BE02111:** Boot Expander with Accessories. This mini hydraulic pump is a versatile tool that stretches length as well as width, works well for inline and ice skates.

**BE02106:** Extensions (small, medium, large)

**BE02107:** Micro Toe Adjuster

**BE02108:** Set of Toe Pieces

**BE02109:** Set of Five Buttons

**BE02110:** Boot Expander Pump with Hose Assembly

**BE02106115:** Rings for Extensions (Set of 5)



## WALKER PRESS

**BE02400:** Walker Press with Accessories. Easy to use tool allows you to customize all types of footwear. Designed to get into hard to reach spots and works with or without our Boot Expander.

**BE02145:** Walker Press Attachments



**BE02150:** Small Heel Block with Buttons. Widen heel area & eliminate the need to bind & weaken the boot, also maintains the heel shape when stretching for length

1. **BE02301:** X-Large Forefoot Expander; Offers 3-dimensional expansion of forefoot when used in conjunction with the boot expander.

2. **BE02295:** Medium Forefoot Expander See above description.

3. **BE02290:** Small Forefoot Expander. See above description.

4. **BE02285:** Extra Small Forefoot Expander. Can be used to work on the toe box of hockey skates, shoes, and small ski boots.



## THIRD HAND

**BE02200:** Holds 2 boot expanders, and has a handy place to store accessories. Bolts directly to your workbench so you can easily work on two boots at once. Keeps bench clean for maximum efficiency. (Tools not included).



## ACCESSORIES

**BE02120:** Boot expander without Hose. Designed to work with the Walker Press & for hose times when you don't need the length of the hose.

**BE02125:** Forefoot wedge: Prevents top of boot from collapsing during stretching.

**BE02130:** Large Heel Block: Widens heel area, eliminates need to grind & weaken boot.

**BE02135:** Micro Toe Expander. Precisely stretch problem toe areas.

**BE02302:** Set of 3 block sole supports to give you that extra angle when stretching.

 Large

 Medium

 Small

# SKATE SERVICE & MAINTENANCE

**SC1500:** Deluxe Work Bench and Shelving Unit. Durable rubber work surface. Ergonomically designed for user comfort and productivity.

**SC1500SF:** Bench Only

**SC1502A:** Assembled top shelf assembly

**SC2300:** Boot Warming Oven Cart

**SC2400:** Boot Stretcher, includes 3 sets of lasts: mens, womens and childrens.

**SC2800:** Boot Warming Oven complete with digital temperature controller, timer on/off switch and large enough to work with ski boots.



SC2400

SC2800



SC2300

## SC2100

- Custom Service Centre features all the tools needed for custom skate work on hockey & figure skates
- Heavy duty metal construction with durable rubber working surface is ergonomically designed for user comfort & productivity
- Has storage bins, 9 drawers & 2 door storage cabinet
- Comes with heat oven & boot stretcher module, boot punch, blade vise, boot stand, riveting machine with complete set of tools for hockey & figure skates, 8 boxes of rivets, 1 box of eyelets and 1 box of hooks

SC2100

SC1502A



SC1500SF



**SC6000**

**BOOT PUNCH PRESS:**  
Steel construction.  
Includes 3 pairs of  
forming tools.



**Small: SC6075**

**Oblong: SC6095**

**Large: SC6085**

**Extra Small Forming  
Tools: SC7075**  
(sold separately)



**POR103 O Ring**



**SC3500**

**SKATE VICE:**  
Durable vice that  
mounts on any  
workbench.



**SC9000**

**RUBBING BAR:**  
Includes main frame  
long & short post  
attachments.



**BSG1**

**BLADE STRAIGHTENER:** Allows the checking  
of blade straightness to .001" accuracy.  
Multi-position handle placement for ease of  
operation. No need to remove the skate from  
the fixture to straighten & recheck the blade.



**SC4500**

**BOOT STAND:** Adjustable  
stand for working on all  
skate boots.



**SR1000**

**SKATE RACK:**  
Holds 30 pairs  
of skates. On  
casters for ease of  
moving (assembly  
required).

GENUINITY PERFORMANCE  
PRECISION INNOVATION  
CONVENIENCE EVOLUTION

**WE CAN CUSTOM PAINT YOUR SKATE SERVICE & MAINTENANCE  
EQUIPMENT WITH YOUR TEAM COLORS & LOGOS!**



# FILTERS & GLIDE PADS

**TSM6360:** Cartridge Filter. Flame Retardant. For 900 & 2000 series machines. For 900-series, 2000-series, LEGEND and BR2006VSV machines.

**TSM6380:** Long Life construction can withstand more routine cleanings than our standard filters - prior to replacement. Flame Retardant. For 900-series, 2000-series, LEGEND and BR2006VSV machines.

**DH6360:** Cartridge Filter. Flame Retardant. For PLA5VSV, PLA5HYB, DH2003FS, BRCEX1 & BRDEX1. For DH-series, BRCEX1, BREXD1, INFINITY and RE4 machines.

**PLA450A:** Replacement filter for PLA3VSV and PLA3HYB machines.

**11502:** Replacement Filter Bag For RE1 remote exhaust. (Package of 1). RE1 requires 2 bags.

**RE303A:** A Replacement Filter for RE3 Portable Exhaust. MERV 11 efficiency rating. Fire retardant coating.

**SH60656:** Glide Pads. For use on SH6000, SH6500, SH7000 and SH7700 series skate holders. Package of 6.


**SH6065BA6:** Glide pad for SH8000 skate holder.

**SG1606:** Glide Pads. For use on SH500, SH1000, SH3500 and SH3700 series skate holders. Package of 6.

**UG2006:** Glide Pads. For use on SH1000, SH2000, SH2500, SH3000 and SH3000M6 series skate holders. Package of 6.

**MPFD11:** Glide Pad for Multi-Purpose Form Dresser. Single Unit.

**BHC2015:** Replacement pad for BHC2005.



# REPAIRS & MAINTENANCE



**SH6075A**

Bronze Clamp Assembly  
Fits: SH6000 & SH8000



**SH2036 CAM HANDLE**

Fits: SH1000-SH3700  
series skate holders



**SH5037**

Cam Wear Bearing



**TSM1630**

Bronze Clamp Assembly  
Fits: SH1000 & SH2000



**EG2010M6**

Anvil & Clamp Assembly - SH3000




**BHC1040**

Spring Plunger



**TSM390B**

Cupped Cross Grind Wheel Wrench



**TSM3000**

**TSM3000:** Blade Straightener. Easy operation. Can be mounted to machine.

**TSM3040:** Half Moon Anvil

**TSM690:** Star Dresser. To dress cross grind wheels. Includes 4 stars & 2 washers.

**TSM691:** Replacement stars for TSM690. Includes 4 stars and 2 washers.

**TSM690**

**TSM3040**



**TSM691**



## SCRATCH RESISTANT LEXAN SHIELDS

**BRC639:** Replacement shield for BRC500

**DH6775SR:** Replacement shield for DH-series and INFINITY machines

**TSM6775SR:** Replacement shield for 900-series, 2000-series and LEGEND machines

**VSV1035SR:** Left & Right replacement shield for VSV & HYBRID machines

**VSV1036SR:** Center replacement shield for VSV & HYBRID machine

**PLA1035LSR:** Left replacement shield for PLA1VSV machine

**PLA1035RSR:** Right replacement shield for PLA1VSV machine

**PLA1036CSR:** Center replacement shield for PLA1VSV machine

**PLA2052:** Left side replacement lexan shield\*

**PLA2041:** Center replacement shield\*

**PLA2046:** Right side replacement lexan shield\*

\*For PLA3VSV, PLA3HYB, PLA5VSV, PLA5HYB, PLA3VSV with APEX Hood and PLA5VSV with APEX Hood



**TSM380**

Guard Screw. For all Blademaster machines & portables



**TSM695**

Face Plat Screw. For all Blademaster machines & portables



**TSM395**

Tommy Bar



**TSM390**

Wheel Wrench

INGENUITY PERFORMANCE  
PRECISION INNOVATION  
CONVENIENCE EVOLUTION

**OUR CUSTOMER SERVICE TEAM IS READY TO TAKE YOUR CALL!**

**1-888-648-7776**

# BLADE MASTER




## CANADIAN HEAD OFFICE

Guspro Inc.  
Chatham, Ontario, Canada  
M-F : 8am - 5pm  
1-888-648-7776  
guspro@guspro.com

## US DISTRIBUTOR

New England Sports Sales,  
Woburg, Massachusetts, USA  
M-F: 8am - 5pm  
1-800-878-4648  
nesports2021@gmail.com



THE CHOICE  
OF PROFESSIONALS

WWW.BLADEMASTER.COM